

PRODUCT BROCHURE

**SMARTEMP**<sup>®</sup>  
IN COMFORT



Circular Nozzle  
**CNW-AD**

CNW-AD : 022021

[smartemp.com](http://smartemp.com)

## DESCRIPTION

The SMARTEMP® Circular Nozzle, type CNW-AD (figure 1), provides side-blow discharge from walls or bulkheads. Supply air is discharged as a jet with substantial momentum, due to the high discharge velocity, thereby creating a stable trajectory over extremely long throws.

The nozzle of the CNW-AD is housed in a truncated sphere that may be swivelled by up to 30° in any direction (manual adjustment only) from its central location, providing an arc of rotation of up to 60° (figure 2). Swivel adjustment is manual, with self-acting thermostatic element, or electrically powered. The latter is typically used to swivel the nozzle upwards in cooling mode and downwards in heating mode.

If the nozzle is equipped with a self-acting thermostatic element, the total arc of rotation is 40°, attained by setting the range of rotation to one of the following arcs: -30° to +10°, -20° to +20°, -10° to +30°.

The nozzle may optionally be equipped with a swirl element to reduce throw. The CNW-AD provides throws of up to 50 m and may be operated at a supply-to-room temperature differential of up to -12 K when cooling and up to +10 K when heating.

Visible components are made of aluminium, which are powder coated.

### Installation

The CNW-AD is supplied with a circular spigot for direct connection to a round duct. Alternatively, it may be mounted to a side wall or into a bulkhead. Concealed mounting points are located behind a removable ring that covers the circular mounting flange.

The minimum recommended centre-line distance between two adjacent nozzles is:

Non-swirl [type S0] :  $1.5 \cdot DN$

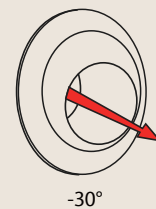
With swirl [type S1] :  $2 \cdot DN$

### Circular Nozzle

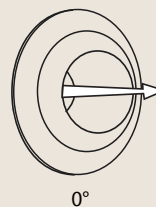
CNW-AD : 022021



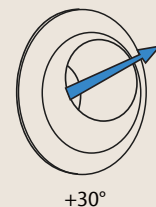
Figure 1



-30°



0°



+30°

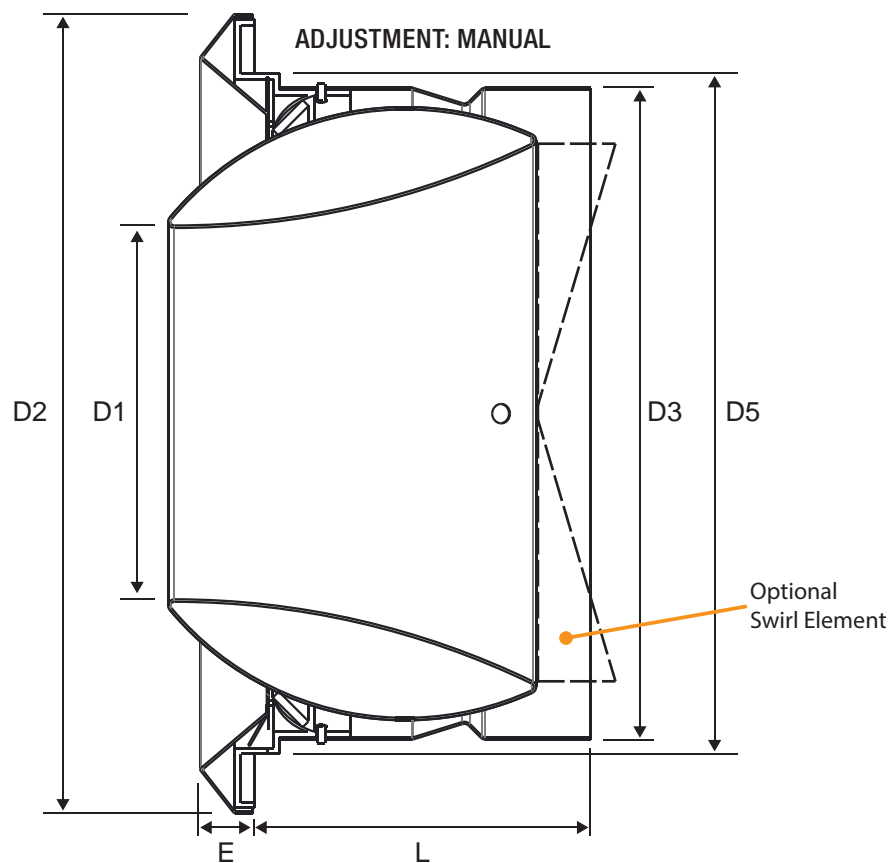
Figure 2

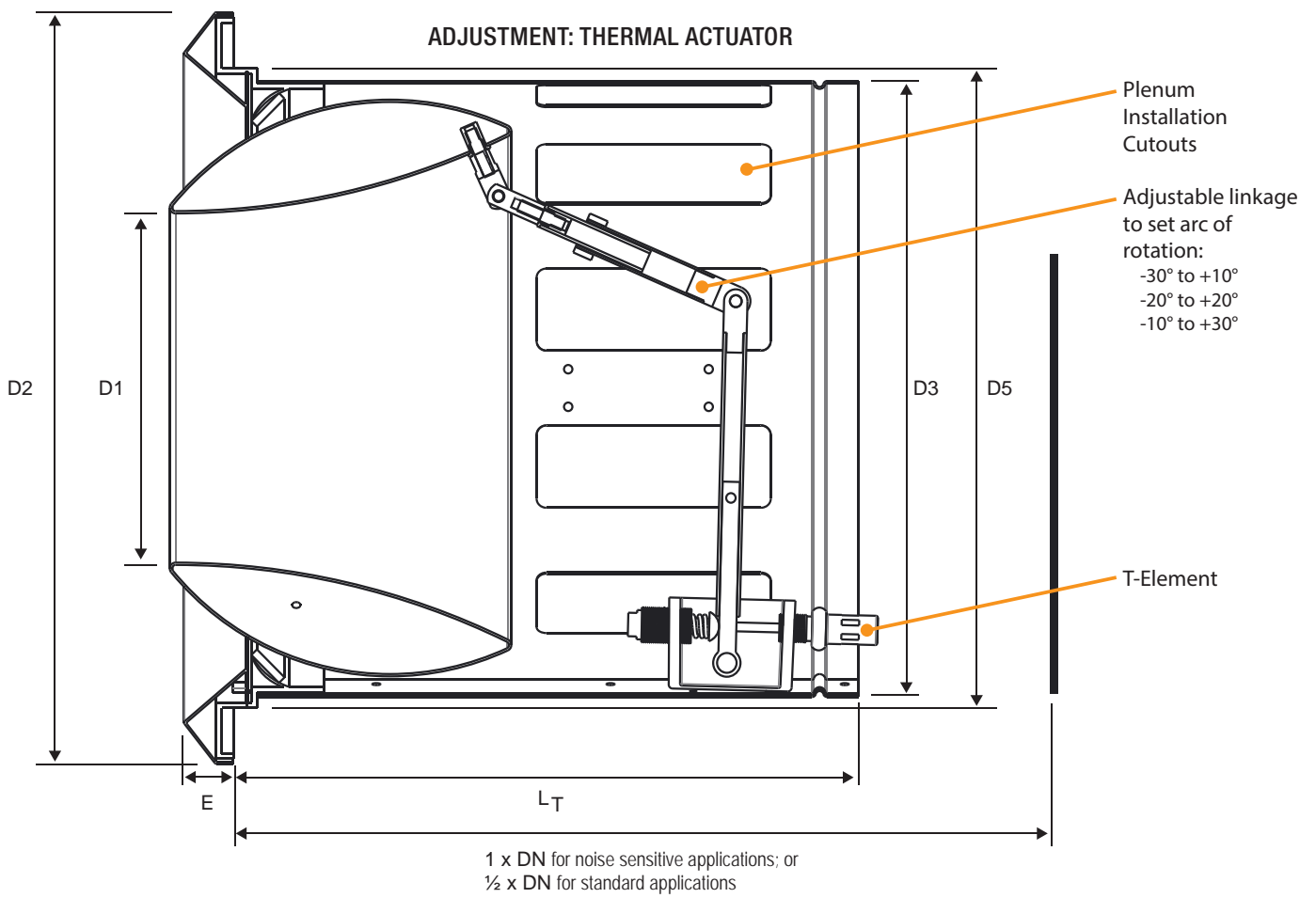
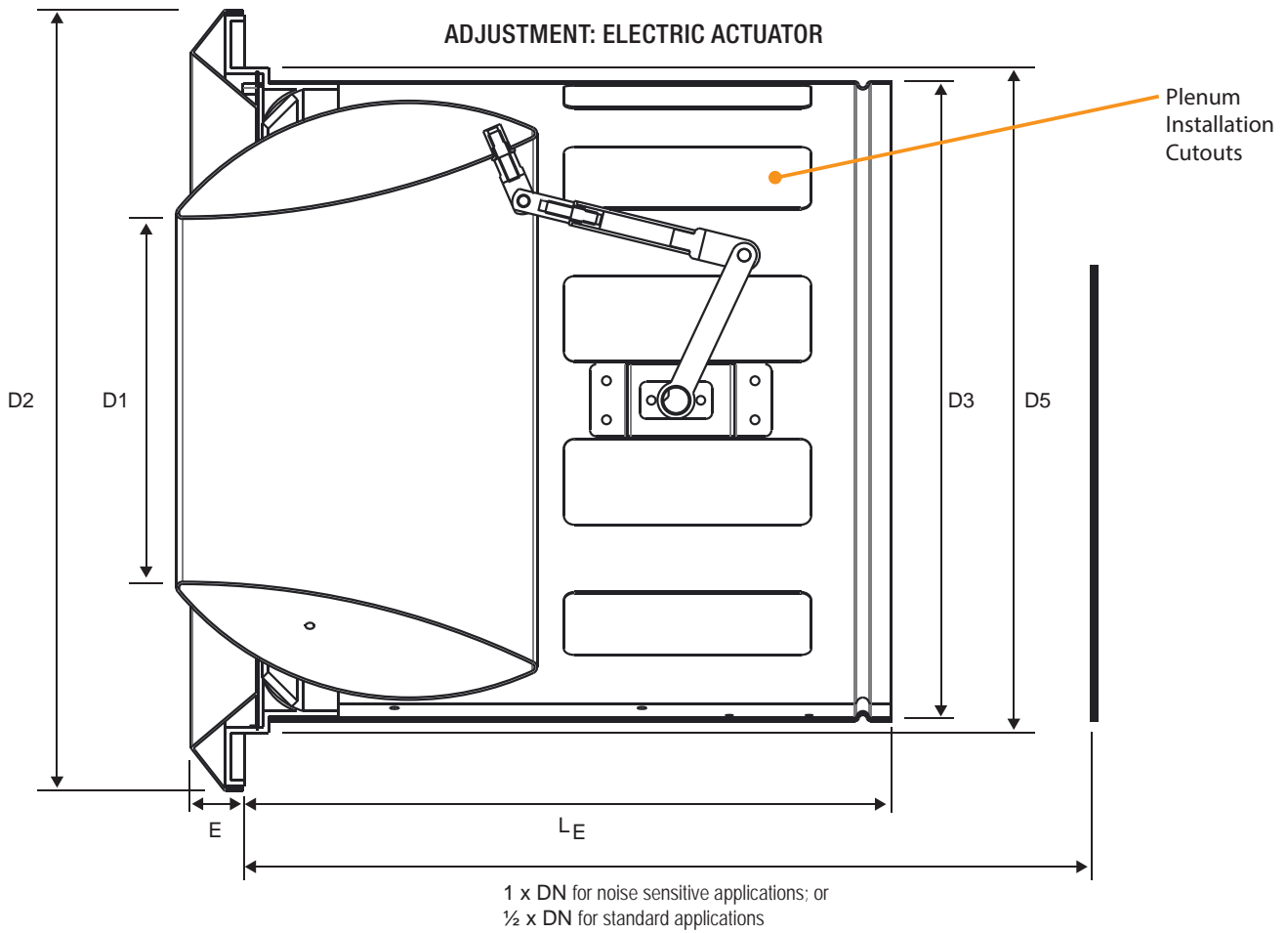
# TECHNICAL DATA

## DIMENSIONS

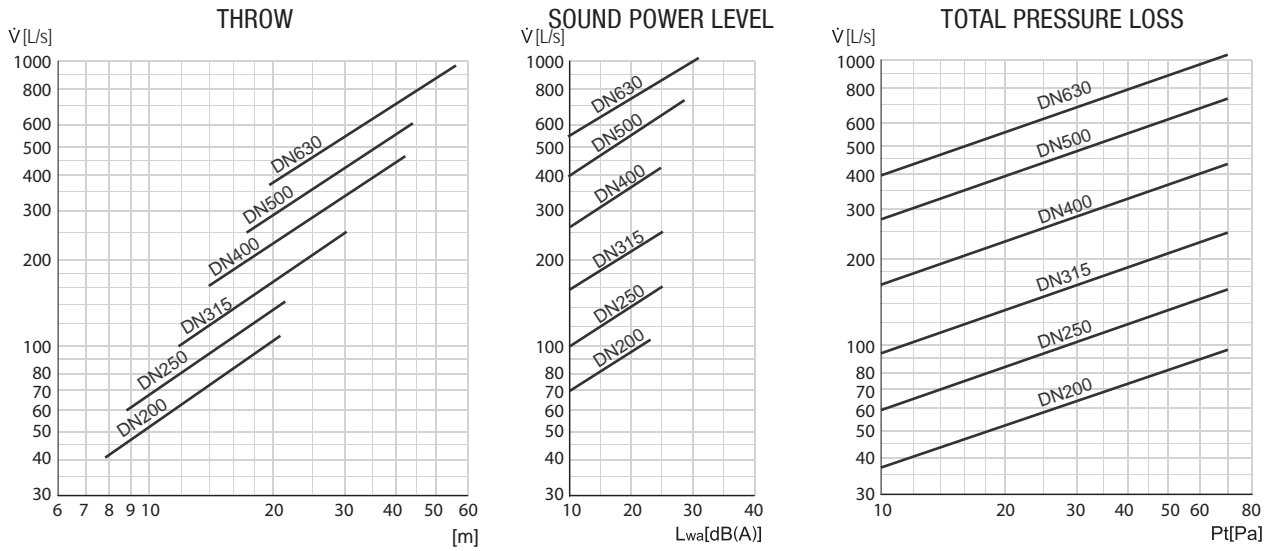
DN	D3 [mm]	D1 [mm]	D2 [mm]	L [mm]	E [mm]	L <sub>E/T</sub> [mm]	D5 [mm] (wall cut-out)	Weight (manual version) [kg]
200	198	108	257	140	20	n/a	225	1.3
250	248	136	302	164	24	340	270	2.0
315	313	174	384	177	24	340	333	2.4
400	398	230	467	194	24	340	416	3.4
500	498	295	600	258	28	415	513	7.9
630	628	377	733	240	32	460	637	9.0

*Products supplied may differ slightly from those described in this technical brochure due to on-going product development.*

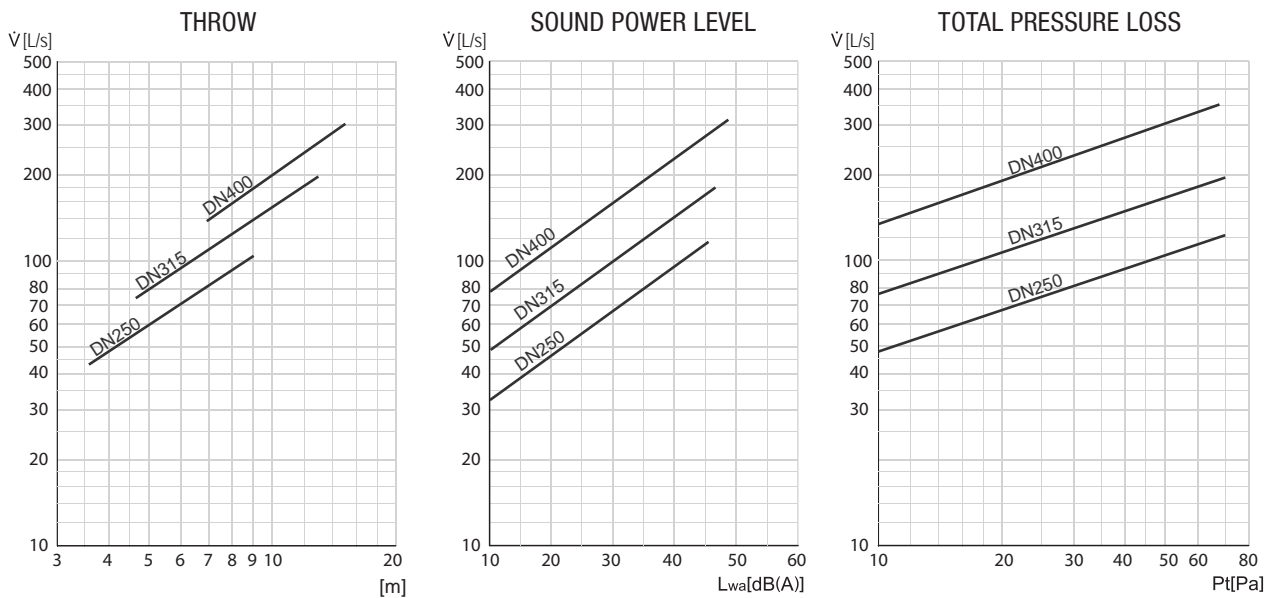




**NOZZLE WITHOUT SWIRL ELEMENT [TYPE S0]**



**NOZZLE WITH SWIRL ELEMENT [TYPE S1]**




The graphs above give a guide for selecting the size of jet nozzles. The values shown are valid for an isothermal, single, free horizontal jet.

All values apply to  $0^\circ$  discharge angle, manual adjustment and to nozzle with T-Element

## ORDER DETAILS

CNW-AD-DN \_\_\_ - \_\_\_ -S \_\_\_ - \_\_\_



### SURFACE FINISH:

- 9003\* = Face powder coated to RAL 9003 (Signal White)
- \_\_\_ = Face powder coated to RAL \_\_\_

### SWIRL:

- 0\* = None
- 1 = Swirl Element (sizes DN250-400 only)

### ADJUSTMENT:

- M\* = Manually Adjustable
- E1 = Electric Actuator 24V, 0-10V (sizes DN250-630 only)
- E2 = Electric Actuator 24V, 3pt (sizes DN250-630 only)
- T = Thermal actuator (self powered) (sizes DN250-630 only)

### NOMINAL DIAMETER:

- 200
- 250
- 315
- 400
- 500
- 630

### MODEL:

- Circular Nozzle Wall - Adjustable Direction

### Note:

\* Standard, if no type code entered.

Products supplied may differ slightly from those described in this technical brochure due to on-going product development.

## Tender Text

The SMARTEMP Circular Nozzle, type CNW-AD, shall be suitable for long throw distances with optimum acoustic properties, preferably used for heating and cooling in comfort areas. The adjustment facility –manual or electric– allows variation in discharge angle to compensate for changing temperature differences, adjustment angular range 30° upwards to 33° downwards. The construction consists of a discharge nozzle with spherical outlet mounted in a housing, a mounting flange and round rear connection spigot for direct connection to a circular duct.



For additional information, please contact [info@smartemp.com](mailto:info@smartemp.com)

We strive to continually improve SMARTEMP products. Brochures and marketing material are subject to change without notice, and may not reflect the most recent product variants. Please contact us or consult your SMARTEMP sales representative for current specifications or more detailed information. Not all products may be available in all geographic regions.

Applicable Patents and Trade Marks can be viewed at [smartemp.com/patents](https://www.smartemp.com/patents)

Not to be reproduced, wholly or in part, without the written permission of SMARTAIR DIFFUSION Pty. Ltd.

® SMARTEMP is a registered trade mark. © 2021.